



Monopoly ETF

Annual Shareholder Report April 30, 2026

MPLY | Cboe BZX Exchange

Fund Overview

This Annual shareholder report contains important information about Monopoly ETF (the "Fund") for the period of May 15, 2025 (commencement of operations) to April 30, 2026. You can find additional information about the Fund at <https://strategysharesetfs.com/mply/>. You can also request this information by contacting us at 1-855-477-3837.

What were the Fund's costs since inception?

(based on a hypothetical \$10,000 investment)

Fund name	Costs of a \$10,000 investment ⁺	Costs paid as a percentage of a \$10,000 investment [*]
Monopoly ETF	\$86	0.79%

⁺ The Fund commenced operations during the reporting period on May 15, 2025. Expenses for a full reporting period would be higher than the amount shown.

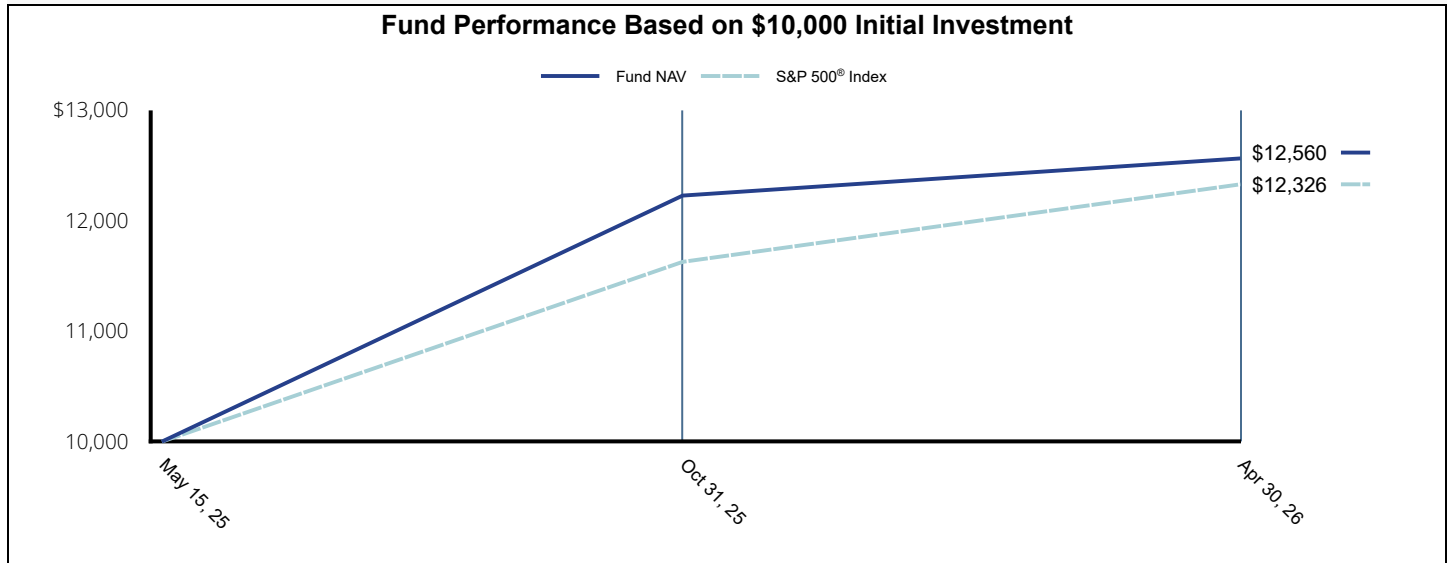
^{*} Annualized for periods less than one year.

How did the Fund perform since inception?

For the fiscal year ended April 30, 2026, the Fund returned 25.60% at net asset value, outperforming its benchmark, the S&P 500[®] Index, which returned 23.26%.

The Fund's heavier exposure to Technology companies and reduced exposure to Consumer and Health Care companies positively contributed to performance. The Fund also had positive attribution from single stock selection and weighting during the fiscal year.

The Fund's bias towards higher-quality companies with wide moats contributed to positive absolute and relative performance versus the index.



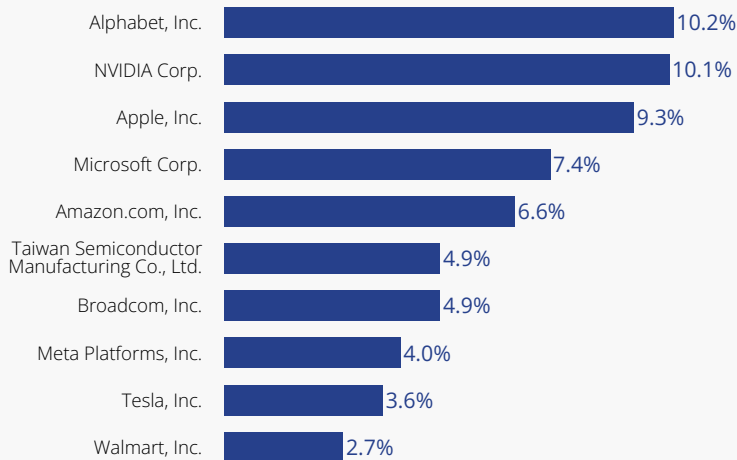
Average Annual Total Returns		Key Fund Statistics	
	Since Fund Inception (5/15/2025)	Net Assets	\$13,172,613
Monopoly ETF	25.60%	Number of Portfolio Holdings	98
S&P 500 [®] Index	23.26%	Net Investment Advisory Fees	\$83,826
		Portfolio Turnover Rate	9%

The fund's past performance is not a good predictor of how the fund will perform in the future. The graph and table do not reflect the deduction of taxes that a shareholder would pay on fund distributions or redemption of fund shares. To obtain performance information current to the most recent month-end, please call 855-477-3837 or visit <http://strategysharesetfs.com/>

What did the Fund invest in?

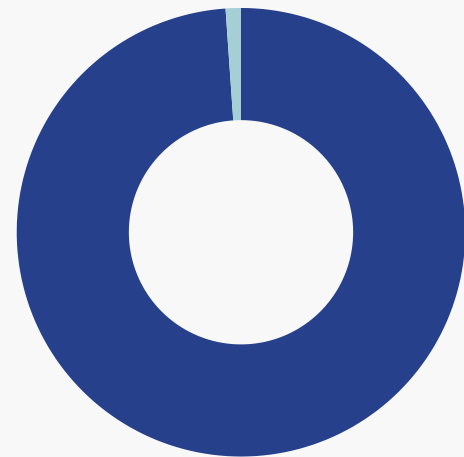
Top 10 Holdings*

(% of Net Assets)



Asset Allocation

(% of Net Assets)



■ Common Stocks 98.9%
■ Other Assets less Liabilities 1.1%

* Percentages are of the net assets of the Fund and may not equal 100%. Please utilize the link below to refer to the Fund's Schedule of Portfolio Investments for a complete list of securities.

Material Fund Changes

The Fund has evaluated the need for additional disclosures through the date this report was issued. Based on this evaluation, there are no additional disclosures that would have a material impact on the Fund's financial statements.

Householding

You may elect to receive shareholder reports through electronic delivery or in paper, free of charge. You can contact your financial intermediary to request electronic delivery of your reports or to receive paper copies of your reports. Your election to receive reports, whether through electronic delivery or in paper, will apply to all funds held with your financial intermediary.

Additional information about the Fund, including the Annual and Semi-Annual Financial Statements and Other Information, Holdings, Prospectus, and Statement of Additional Information, is available on the Fund's website, www.strategysharesetfs.com/mply/, or upon request, by calling 1-855-477-3837.



Monopoly ETF

Annual Shareholder Report April 30, 2026

MPLY | Cboe BZX Exchange