



Strategy Shares Gold Enhanced Yield ETF

Annual Shareholder Report April 30, 2026

GOLY | Cboe BZX Exchange

Fund Overview

This Annual shareholder report contains important information about Strategy Shares Gold Enhanced Yield ETF (the "Fund") for the period of May 1, 2025 to April 30, 2026. You can find additional information about the Fund at <https://strategysharesetfs.com/goly/>. You can also request this information by contacting us at 1-855-477-3837.

What were the Fund's costs for the last year?

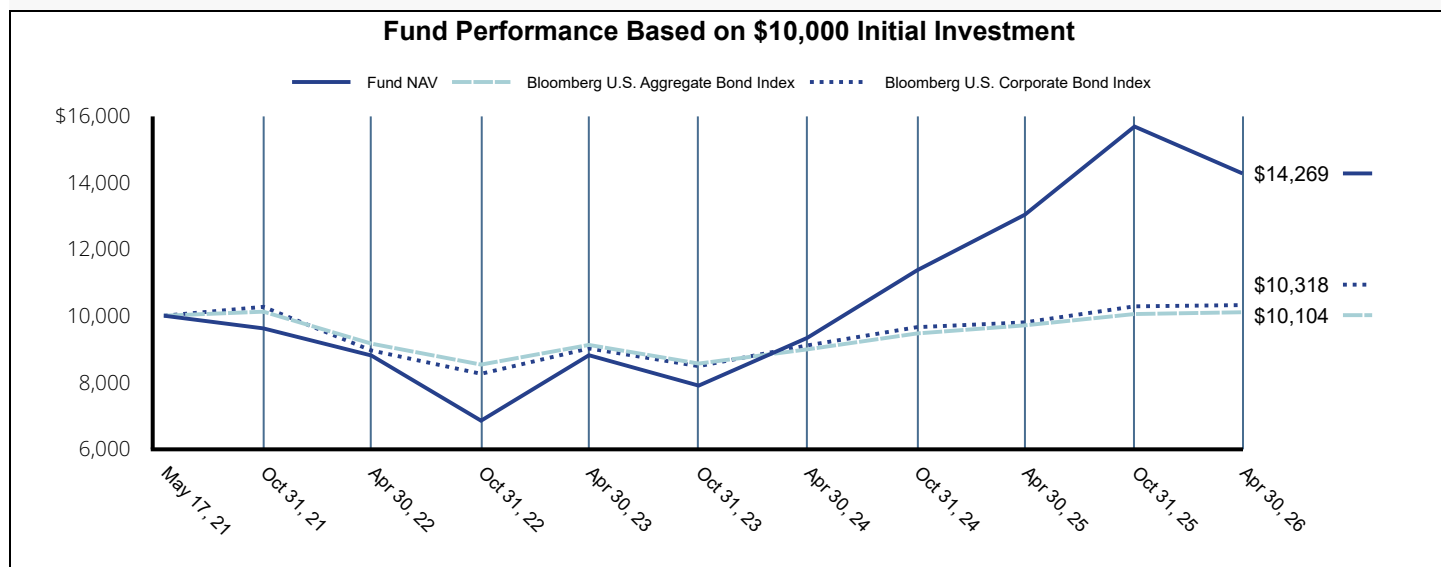
(based on a hypothetical \$10,000 investment)

Fund name	Costs of a \$10,000 investment	Costs paid as a percentage of a \$10,000 investment
Strategy Shares Gold Enhanced Yield ETF	\$83	0.79%

How did the Fund perform last year?

For the fiscal year ended April 30, 2026, the Fund generated a total return of +9.51% at net asset value. During the same period, the Fund's benchmark, the Bloomberg U.S. Aggregate Index, returned +4.06% and the Bloomberg US Corporate Index returned +5.29%.

The Fund's exposure to gold was the primary source of outperformance relative to its benchmark during the fiscal year. The Fund has used three distinct investment components: the "Bond Component" which consists primarily of corporate bonds and U.S. treasury securities; the "Gold Component" which consists of gold futures contracts; and the "Commodity Basket Component" which consists of long and short economic exposure to energy and precious metals commodities. The best performing components were the Gold Component and the Bond Component. The worst performing component was the Commodity Basket Component.



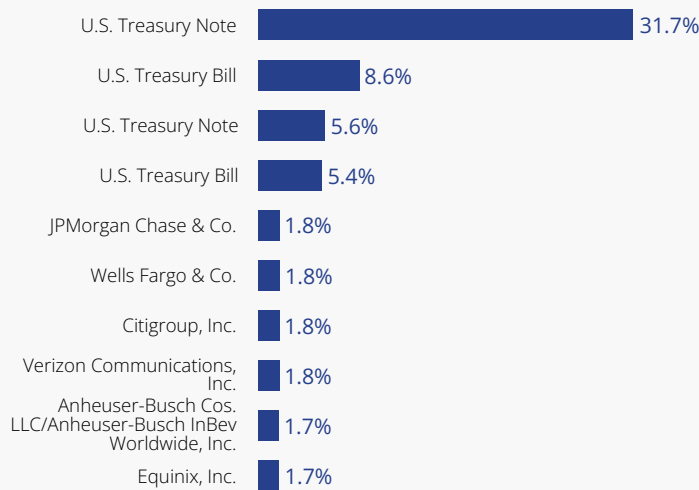
Average Annual Total Returns			Key Fund Statistics	
	1 Year	Since Fund Inception (5/17/2021)		
Strategy Shares Gold Enhanced Yield ETF	9.51%	7.44%	Net Assets	\$125,485,571
Bloomberg U.S. Aggregate Bond Index	4.06%	0.21%	Number of Portfolio Holdings	38
Bloomberg U.S. Corporate Bond Index	5.29%	0.63%	Net Investment Advisory Fees	\$837,760
			Portfolio Turnover Rate	100%

The fund's past performance is not a good predictor of how the fund will perform in the future. The graph and table do not reflect the deduction of taxes that a shareholder would pay on fund distributions or redemption of fund shares. To obtain performance information current to the most recent month-end, please call 855-477-3837 or visit <http://strategysharesetfs.com/>

What did the Fund invest in?

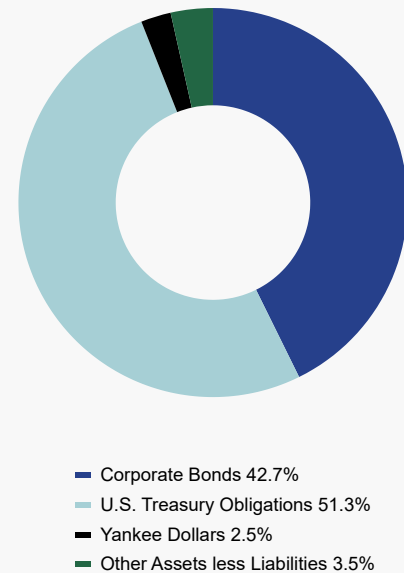
Top 10 Holdings* ^

(% of Net Assets)



Asset Allocation

(% of Net Assets)



* Percentages are of the net assets of the Fund and may not equal 100%. Please utilize the link below to refer to the Fund's Schedule of Portfolio Investments for a complete list of securities.

^ Percentages exclude derivative securities. Refer to the Fund's Prospectus for more information about the Fund's derivative strategy utilizing the link below.

Material Fund Changes

On January 5, 2025, the Fund changed its investment strategy. Performance information for periods prior to January 5, 2025, does not reflect the Fund's current investment strategy.

Householding

You may elect to receive shareholder reports through electronic delivery or in paper, free of charge. You can contact your financial intermediary to request electronic delivery of your reports or to receive paper copies of your reports. Your election to receive reports, whether through electronic delivery or in paper, will apply to all funds held with your financial intermediary.

Additional information about the Fund, including the Annual and Semi-Annual Financial Statements and Other Information, Holdings, Prospectus, and Statement of Additional Information, is available on the Fund's website, www.strategysharesetfs.com/goly/, or upon request by calling 1-855-477-3837.



Annual Shareholder Report April 30, 2026

GOLY | Cboe BZX Exchange